

Replacing Fonts

Reference Number: **KB-00006**

Last Modified: **July 15, 2024**

The information in this article applies to:



QUESTION

When I open my plan or layout, a dialog appears with the following message:

- "#272032451 - The following (default) fonts are not available on this system. Missing fonts can lead to unpredictable text sizes." How do I resolve this?

OR

I am using Chief Architect X15, Home Designer 2024, or a newer version, and would like to replace a used font with another font within my project. Is there an easy way to do this?

ANSWER

Chief Architect uses the fonts that are located in your Fonts folder on a Windows system or in the `/Library/Fonts/` and `~/Library/Fonts` folder locations on a Mac.

When this dialog appears, Chief Architect is unable to find a font that is being

referenced in the file that you're opening. You can either choose to replace the font with another font that you do have installed using the **Replace With** drop-down or leave it set to "No Change" to maintain the file's association with the missing font. If you select "No Change," we recommend installing the missing font so that there are no discrepancies between saved versions of files. More information on installing fonts can be found in the linked resources:

- Installing Fonts on **Windows**: <https://support.microsoft.com/en-us/help/314960/how-to-install-or-remove-a-font-in-windows> (<https://support.microsoft.com/en-us/help/314960/how-to-install-or-remove-a-font-in-windows>)
- Installing Fonts on **macOS**: <https://support.apple.com/en-my/guide/font-book/fntbk1000/mac> (<https://support.apple.com/en-my/guide/font-book/fntbk1000/mac>)

For best printed results, using true-type or open-type fonts is recommended.

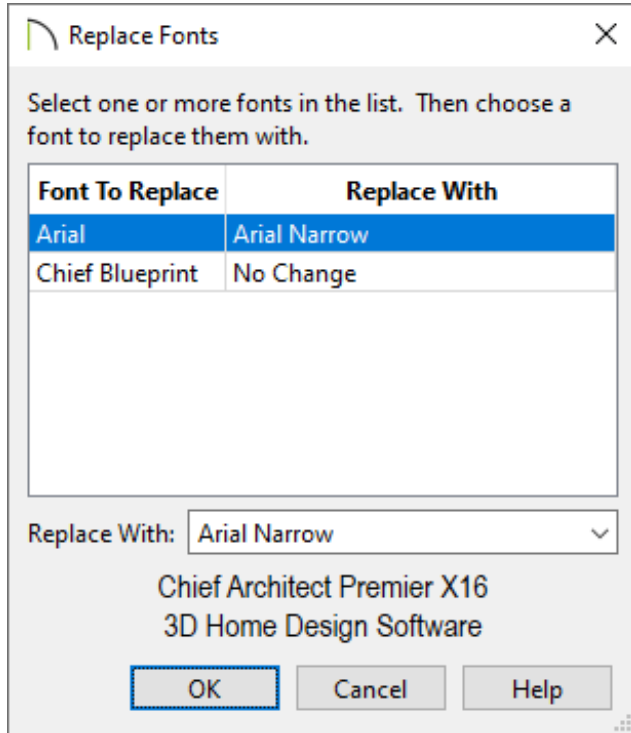
In Chief Architect X15, Home Designer 2024, and newer versions, a used font can be replaced with another font at any time using the Replace Fonts dialog.

Note: Please be aware that the Windows and macOS operating systems render fonts differently on-screen, using different row and character spacing. Even when all fonts are present, the text in a given file may look different on different systems.

Replacing fonts in Chief Architect X15, Home Designer 2024, and newer versions

1. With a file open, navigate to **Edit > Replace Fonts**  from the menu.

2. In the **Replace Fonts** dialog that displays:



- Click on a font name in the list to select it. Use the **Shift** or **Ctrl** key to select multiple fonts.
- Select a replacement font using the **Replace With** drop-down. A preview of the selected font will display at the bottom.
- Click **OK**.

CHIEF ARCHITECT FONTS

The *ChiefBlueprint* font is installed to the Fonts folder on a Windows system when a Chief Architect program is installed, and can be used in any application. On a Mac, this font is embedded with the Chief Architect program, but is not installed on the system. If you would like to use this font style in other applications on your Mac, please download the ChiefBlueprint attachment below, extract it, and follow the instructions in the macOS resource above to install it to your system.

CityBlueprint and *CountryBlueprint* are additional font styles that were part of the Chief Architect installation in X10, Home Designer 2019, and prior program versions. These font styles are supplied here for legacy purposes only.

Attachments

 [Chief Blueprint.zip](#)

https://d2haqc5836ials.cloudfront.net/live/attachments/Chief_Blueprint.zip

 [CityBlueprint.zip](#)


<https://d2haqc5836ials.cloudfront.net/live/attachments/CityBlueprint.zip>

 [CountryBlueprint.zip](#)

<https://d2haqc5836ials.cloudfront.net/live/attachments/CountryBlueprint.zip>


Related Articles

 [Adjusting the Font Size of Text \(/support/article/KB-00183/adjusting-the-font-size-of-text.html\)](/support/article/KB-00183/adjusting-the-font-size-of-text.html)

 [Using Fonts Found in an AutoCAD File \(/support/article/KB-00682/using-fonts-found-in-an-autocad-file.html\)](/support/article/KB-00682/using-fonts-found-in-an-autocad-file.html)



<https://chieftalk.chiefarchitect.com/>

 [\(/blog/\)](/blog/)



<https://www.facebook.com/ChiefArchitect>



<https://www.youtube.com/user/ChiefArchitectInc>



<https://www.instagram.com/chiefarchitect/>



<https://www.houzz.com/pro/chiefarchitect/>



<https://www.pinterest.com/chiefarchitect/>