

Using Chief Architect on Multiple Computers

Reference Number: **KB-00956**

Last Modified: **May 12, 2025**

QUESTION

Can I run Chief Architect on more than one computer at a time?

OR

I receive a message stating:

- "#272032610 - License Deactivation Required - This license of Chief Architect is currently active on another computer. Chief Architect can be installed on multiple computers, but a single license can only be active on one computer at a time."

What should I do?

ANSWER

The software is a single-user license intended for only one person. The software can be installed on as many computers as needed; however, a single software license can only be active on one computer at a time. You will need your product key and an internet connection to switch between computers. If multiple users will be using the software, you must purchase a separate license for each person. [Contact our Sales team \(https://www.chiefarchitect.com/company/contact.html\)](https://www.chiefarchitect.com/company/contact.html) to learn more about purchasing additional licenses.

If you have already installed the software and are met with the message above, you will want to manage your license - [Learn how below](#). If you need to install the software

onto a secondary computer, you can download the program by accessing your [Digital Locker \(https://accounts.chiefarchitect.com/digital-locker/\)](https://accounts.chiefarchitect.com/digital-locker/).

Do note that Chief Architect files that were designed and saved on one computer will need to be transferred to the secondary computer if you'd like to continue working on them. Please see the [Related Articles](#) section to learn more.

It's also important to remember to only work on Chief Architect files that are saved on your local machine's hard drive. Working on files over a network server, external hard drive, cloud storage service, or USB flash drive is not recommended, as file corruption and data loss can occur.

Deactivating a license on any particular machine does not affect a rental plan or auto renewal process for payment. If you would like to stop your rental, please [contact our Sales team \(https://www.chiefarchitect.com/company/contact.html\)](https://www.chiefarchitect.com/company/contact.html).

To manage a license

1. Ensure that you have an active internet connection.
2. Deactivate your license using *one* of the following methods:
 - **Option 1:** If you don't have access to the computer the license is active on or would like to deactivate remotely, sign in to your [Account \(https://accounts.chiefarchitect.com/\)](https://accounts.chiefarchitect.com/), click on **Digital Locker: Downloads, Product Keys, & License Management**, then click on the **Make Available** button. Click **OK** to confirm that you want to deactivate the license.
 - **Option 2:** If you have access to the computer the license is currently active on and would like to deactivate locally, launch the Chief Architect program, select **Account> Manage License** in X17 and newer, or **Help> Manage License** in X16 and prior, then click **Yes** to confirm that you wish to deactivate the license. The program will close indicating your license has been successfully deactivated.

Note: User content associated with Chief Architect is unaffected and will be ready for use if you later reactivate the license on this computer.


3. With your license deactivated, you are now free to activate it on the machine of your choice by simply launching the program while connected to the internet.


If you will be traveling to a location without internet access, take a moment to activate your license while internet access is available. Once a license has been activated on a computer, that computer can go without internet access for up to two weeks before re-authentication is required.


Note: If you do not deactivate your license prior to switching to a different computer, upgrading your operating system, or renaming the computer, you will be presented with the message mentioned at the beginning of this article.


If you're unable to activate or deactivate your license, or require further assistance, please [contact our Customer Service team](https://www.chiefarchitect.com/company/contact.html) (<https://www.chiefarchitect.com/company/contact.html>).

Related Articles

 [Backing up and Restoring Chief Architect Content Using Project Management](/support/article/KB-03211/backing-up-and-restoring-chief-architect-content-using-project-management.html)
(</support/article/KB-03211/backing-up-and-restoring-chief-architect-content-using-project-management.html>)

 [Backing up Chief Architect Content](/support/article/KB-00001/backing-up-chief-architect-content.html) (</support/article/KB-00001/backing-up-chief-architect-content.html>)

 [Chief Architect Minimum System Requirements](/support/article/KB-02761/chief-architect-minimum-system-requirements.html) (</support/article/KB-02761/chief-architect-minimum-system-requirements.html>)


 [License Security](/support/article/KB-00937/license-security.html) (</support/article/KB-00937/license-security.html>)

[📄 Restoring Chief Architect Content \(/support/article/KB-00091/restoring-chief-architect-content.html\)](/support/article/KB-00091/restoring-chief-architect-content.html)

[📄 Using the Backup Entire Plan/Layout Tool to Send Files to Another User \(/support/article/KB-00987/using-the-backup-entire-plan-layout-tool-to-send-files-to-another-user.html\)](/support/article/KB-00987/using-the-backup-entire-plan-layout-tool-to-send-files-to-another-user.html)



[\(https://chieftalk.chiefarchitect.com/\)](https://chieftalk.chiefarchitect.com/)

 [\(/blog/\)](/blog/)



[\(https://www.facebook.com/ChiefArchitect\)](https://www.facebook.com/ChiefArchitect)



[\(https://www.youtube.com/user/ChiefArchitectInc\)](https://www.youtube.com/user/ChiefArchitectInc)



[\(https://www.instagram.com/chiefarchitect/\)](https://www.instagram.com/chiefarchitect/)



[\(https://www.houzz.com/pro/chiefarchitect/\)](https://www.houzz.com/pro/chiefarchitect/)



[\(https://www.pinterest.com/chiefarchitect/\)](https://www.pinterest.com/chiefarchitect/)