

# Using the Round Pier and Square Pad Tools

---

Reference Number: **KB-01182**

Last Modified: **July 31, 2024**

---

The information in this article applies to:





## QUESTION

Whenever I try to use the Round Pier or Square Pad tools, this message displays:




- "#272028028 - Round Piers and Square Pads can only be placed directly under a wall, and are meant to be placed under Foundation Walls acting as grade beams."

What am I doing wrong?

## ANSWER


The **Round Pier**  and **Square Pad**  tools are designed specifically to place piers or pads under foundation walls and as a result, they cannot be used anywhere except under a wall.

If you need to place a pier or post in a location that is not under a wall, use the **Slab**

 tool, **3D Solids/Primitives**  (Available in Chief Architect Premier only), or one of the various Shapes located in the **Library Browser** , then customize the object's properties to your liking.



[\(https://chieftalk.chiefarchitect.com/\)](https://chieftalk.chiefarchitect.com/)

 [\(/blog/\)](https://chieftalk.chiefarchitect.com/blog/)



[\(/https://www.facebook.com/ChiefArchitect\)](https://www.facebook.com/ChiefArchitect)



[\(/https://www.youtube.com/user/ChiefArchitectInc\)](https://www.youtube.com/user/ChiefArchitectInc)



[\(/https://www.instagram.com/chiefarchitect/\)](https://www.instagram.com/chiefarchitect/)



[\(/https://www.houzz.com/pro/chiefarchitect/\)](https://www.houzz.com/pro/chiefarchitect/)



[\(/https://www.pinterest.com/chiefarchitect/\)](https://www.pinterest.com/chiefarchitect/)