

Message: The following fonts are not available on this system.

Reference Number: **KB-00006**

Last Modified: **July 20, 2021**

The information in this article applies to:



QUESTION

When I open my plan in Chief Architect, I receive the following message:

"The following fonts are not available on this system. Missing fonts can lead to unpredictable text sizes."

ANSWER

Chief Architect uses the fonts that are located in your Windows Fonts folder or in the `System/Library/Fonts/` folder location on a Mac.

This message appears when Chief Architect is unable to find a font that is being referenced in the plan or layout. You can choose to replace the font with another font that you do have installed.

If you are working with another Chief Architect user, we recommend installing the missing font so that there are no discrepancies between saved versions of plans.

- Installing Fonts on **Windows**: <https://support.microsoft.com/en-us/help/314960/how-to-install-or-remove-a-font-in-windows> (<https://support.microsoft.com/en-us/help/314960/how-to-install-or-remove-a-font-in-windows>)
- Installing Fonts on **macOS**: <https://support.apple.com/en-us/HT201749> (<https://support.apple.com/en-us/HT201749>)

Please be aware that the Windows and macOS operating systems render fonts differently on-screen, using different row and character spacing. Even when all fonts are present, therefore, the text in a given file may look different on different systems.

Chief Architect Fonts


The *ChiefBlueprint* font is installed to the Fonts folder on a Windows system when a Chief Architect program is installed, and can be used in any application. On a Mac, this font is embedded with the Chief Architect program, but is not installed on the system. If you would like to use this font style in other applications on your Mac, please download the ChiefBlueprint attachment below, extract it, and follow the instructions in the macOS resource above to install it to your system.

CityBlueprint and *CountryBlueprint* are additional font styles that were part of the Chief Architect installation in X10, Home Designer 2019, and prior program versions. These font styles are supplied here for legacy purposes only.

Attachments

 [Chief_Blueprint.zip](https://d2haqc5836ials.cloudfront.net/live/attachments/Chief_Blueprint.zip)

(https://d2haqc5836ials.cloudfront.net/live/attachments/Chief_Blueprint.zip)


 [CityBlueprint.zip](https://d2haqc5836ials.cloudfront.net/live/attachments/CityBlueprint.zip)

(<https://d2haqc5836ials.cloudfront.net/live/attachments/CityBlueprint.zip>)

 [CountryBlueprint.zip](https://d2haqc5836ials.cloudfront.net/live/attachments/CountryBlueprint.zip)


(<https://d2haqc5836ials.cloudfront.net/live/attachments/CountryBlueprint.zip>)

Related Articles

 [Using Fonts Found in an AutoCAD File \(/support/article/KB-00682/using-fonts-found-in-an-autocad-file.html\)](/support/article/KB-00682/using-fonts-found-in-an-autocad-file.html)



[\(https://chieftalk.chiefarchitect.com/\)](https://chieftalk.chiefarchitect.com/)

 [\(/blog/\)](https://chieftalk.chiefarchitect.com/blog/)



<https://www.facebook.com/ChiefArchitect>



<https://www.youtube.com/user/ChiefArchitectInc>



<https://www.instagram.com/chiefarchitectsoftware>



<https://www.houzz.com/pro/chiefarchitect/>



<https://www.pinterest.com/chiefarchitect/>

[208-292-3400 \(tel:+1-208-292-3400\)](tel:+1-208-292-3400)

© 2000–2021 Chief Architect, Inc.

[Terms of Use \(/company/terms.html\)](/company/terms.html)

[Privacy Policy \(/company/privacy.html\)](/company/privacy.html)