

## Toggling the Display of the Foundation in a Cross Section/Elevation View

---

Reference Number: **KB-00175**

Last Modified: **July 10, 2024**

---

### QUESTION



I would like to turn off the display of Floor 0, my foundation level, so that I don't see it in my cross section/elevation views. How can I do this?

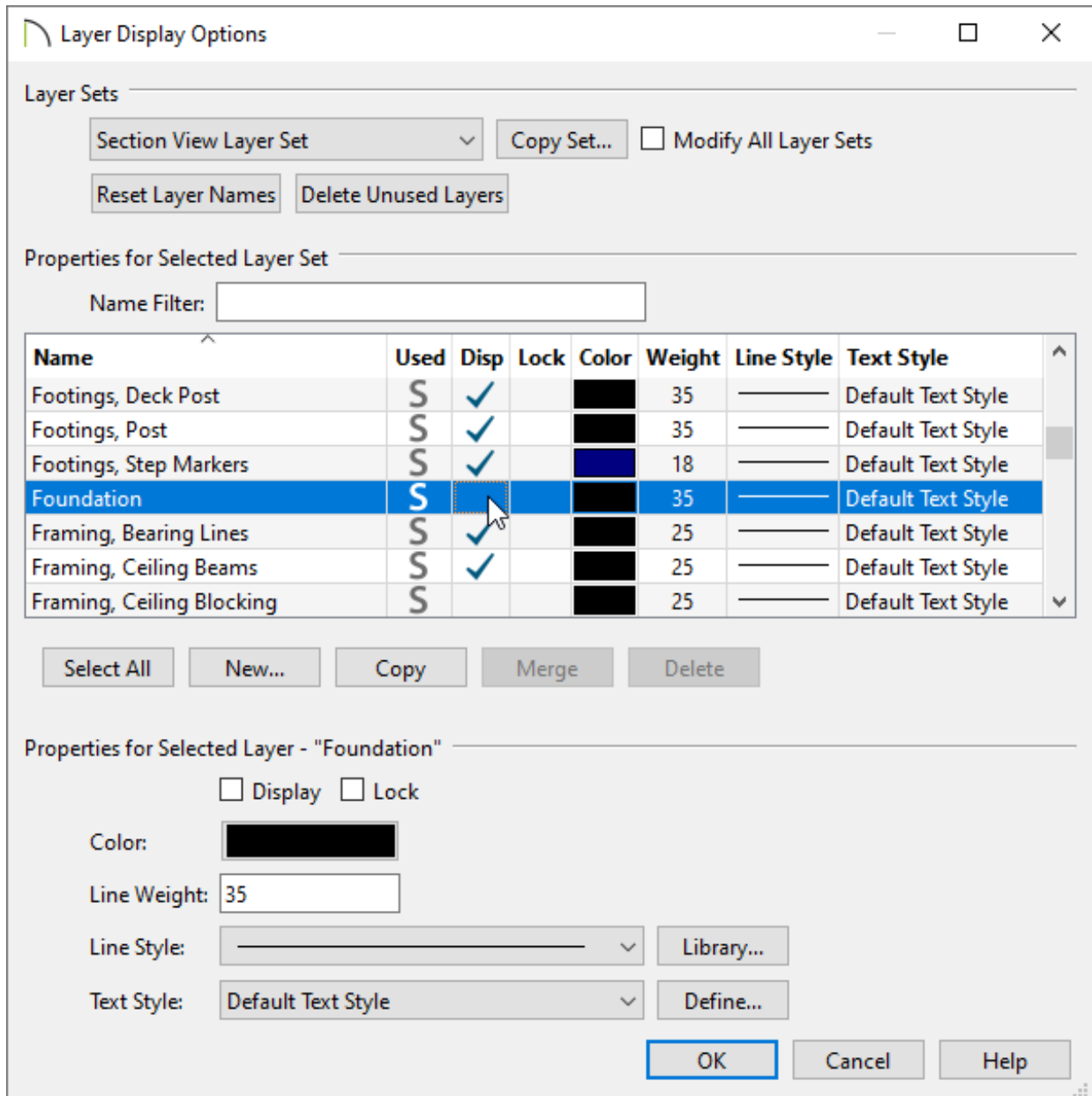
### ANSWER

You can control the display of foundation walls, slabs, curbs, piers and footings in the Layer Display Options dialog or Active Layer Display Options side window.

- Foundation walls, including grade beams, slab footings and garage curbs, are placed on the "Walls, Foundation" layer by default.
- Footings under slab footings and foundation walls are placed on the "Footings" layer by default, as are foundation piers.
- Post footings and deck post footings are placed on the "Footings, Post" and "Footings, Deck Post" layers by default.
- Slabs created using the Slab tools are placed on the "Slabs" layer by default.
- Wall labels and slab labels are placed on the "Walls, Labels" and "Polylines 3D, Labels" layers, respectively.
- The "Foundations" layer controls the display of all objects on Floor 0 in camera views but does not affect floor plan view.

## To toggle the display of the foundation in an elevation view


1. With your cross section/elevation view active, select **Tools > Layer Settings > Display Options**  or access the **Active Layer Display Options**  side window.
2. Scroll down to the "Foundation" layer and remove the checkmark from either the **Disp** column or the **Display** checkbox.




3. Click **OK** to apply the change.


Cross section/elevations can also be clipped to limit what you see in the view. To learn more, please see the "Clipping Cross Section/Elevation Views" resource located in the [Related Articles](#) section below.

#### Related Articles

 [Clipping Cross Section/Elevation Views \(/support/article/KB-00066/clipping-cross-section-elevation-views.html\)](/support/article/KB-00066/clipping-cross-section-elevation-views.html)

 [Dimensioning Cabinets in an Elevation](#)

(<https://www.homedesignersoftware.com/support/article/KB-00927/dimensioning-cabinets-in-an-elevation.html>)

 [Displaying Framing in a Cross Section/Elevation View \(/support/article/KB-00017/displaying-framing-in-a-cross-section-elevation-view.html\)](/support/article/KB-00017/displaying-framing-in-a-cross-section-elevation-view.html)



(<https://chieftalk.chiefarchitect.com/>)

 (</blog/>)



(<https://www.facebook.com/ChiefArchitect>)



(<https://www.youtube.com/user/ChiefArchitectInc>)



(<https://www.instagram.com/chiefarchitect/>)



(<https://www.houzz.com/pro/chiefarchitect/>)



(<https://www.pinterest.com/chiefarchitect/>)