

Sharing a Plan File With a Home Designer User

Reference Number: **KB-00516**

Last Modified: **March 22, 2024**

The information in this article applies to:



QUESTION

I would like to be able to send my plans back and forth between myself and someone else who is using a different Chief Architect product, such as Home Designer. How can I send them a plan that they can open and modify in their product?

ANSWER

If a Chief Architect user wants to be able to send a Home Designer user a file, first check to make sure that the versions that both users have are compatible. If the versions are compatible, then the Chief Architect user needs to enable a setting that allows editing in Home Designer programs before sending the file.

If you are uncertain as to whether or not your version of Chief Architect is the same version as the individual using the Home Designer program, you can use the information listed below.



- Chief Architect X16 <=> Home Designer 2025
- Chief Architect X15 <=> Home Designer 2024
- Chief Architect X14 <=> Home Designer 2023
- Chief Architect X13 <=> Home Designer 2022
- Chief Architect X12 <=> Home Designer 2021

Keep in mind that, as a Chief Architect user, you can open a plan file created in an earlier version of a Home Designer program and you will be able to open and modify the file. However, if you send it back to someone using a prior Home Designer version, they will not be able to reopen the file in their version.

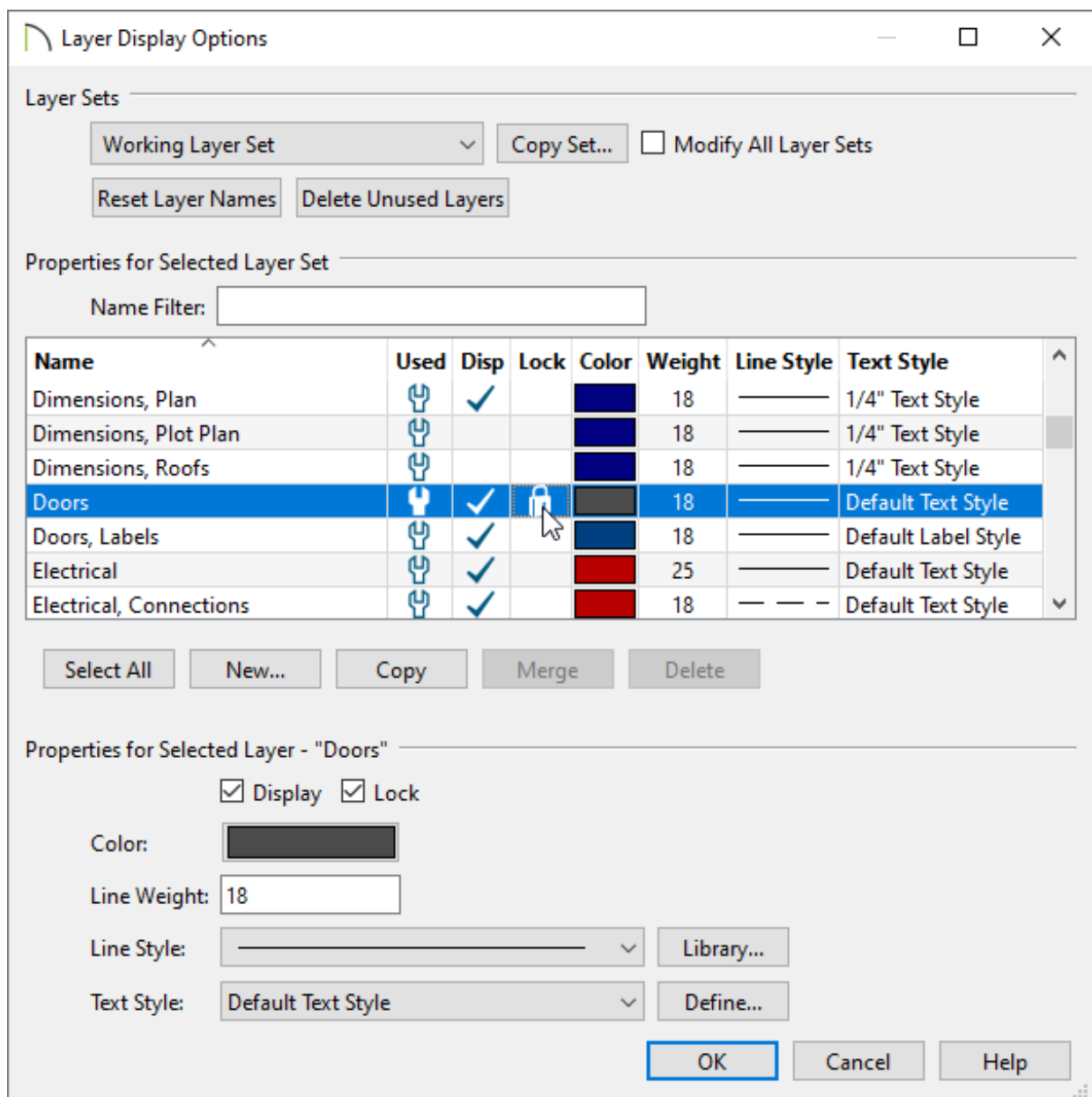
For example, if the Home Designer person is using a Home Designer 2024 program, and you are using Chief Architect X16, then they will be able to send you their file, which you can open, modify and save, but they will not be able to reopen the file unless they upgrade to a Home Designer 2025 program.

If you are using the current version of Chief Architect, but your client is using an older discontinued Home Designer program, they will need to upgrade to the current version of Home Designer (<https://www.homedesignersoftware.com/discounts/>), or instead request the Chief Architect Viewer (<https://www.chiefarchitect.com/resources/viewerrequest.php>) program.

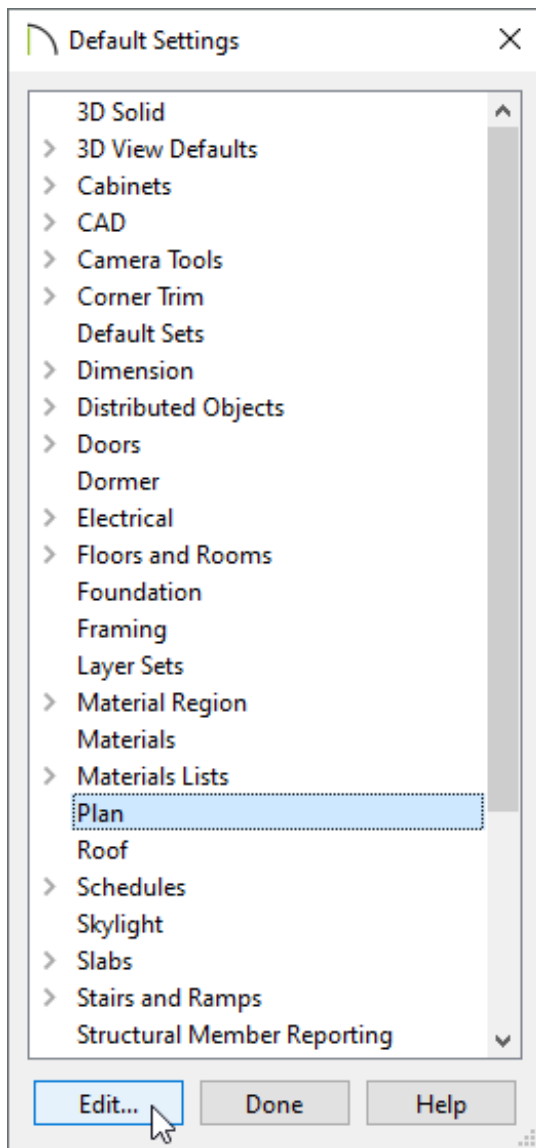
To share a plan with a Home Designer user

1. **Open**  the plan file that you want to share.
2. Select **Tools> Layer Settings> Display Options**  from the menu and lock any layers you don't want the user to modify, then click **OK**.

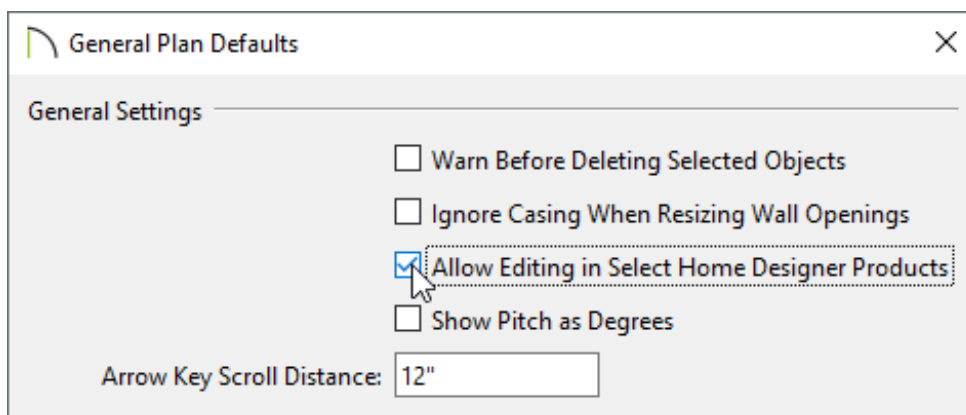
Note: If your client or colleague is using Home Designer Pro, they can still unlock/lock layers.




3. Select **Edit> Default Settings** , and in the **Default Settings** dialog, click on **Plan**, then click **Edit**.




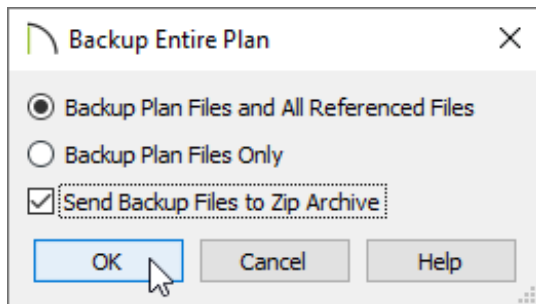
4. In the **General Plan Defaults** dialog that displays, check the **Allow Editing in Select Home Designer Products** box.



5. Click **OK** and **Done** to close the dialogs, then click **Save** .

Please note that the editing abilities available to the Home Designer user will be within the limitations of their program. For example, Home Designer Suite does not have the capability to manually edit roof planes.

6. Next, select **File> Backup Entire Plan/Layout**  from the menu.
7. In the dialog that appears, select **Backup Plan Files and All Referenced Files**, ensure that the **Send Backup Files to Zip Archive** box is checked, then click **OK**.



8. Specify a filename for the zipped folder along with a location to save it to, then click **Save**

You can now send this zipped folder to a Home Designer user.

Related Articles

- [📄 Opening Legacy Files \(/support/article/KB-00279/opening-legacy-files.html\)](/support/article/KB-00279/opening-legacy-files.html)
- [📄 Using the Backup Entire Plan/Layout Tool to Send Files to Another User \(/support/article/KB-00987/using-the-backup-entire-plan-layout-tool-to-send-files-to-another-user.html\)](/support/article/KB-00987/using-the-backup-entire-plan-layout-tool-to-send-files-to-another-user.html)



[\(https://chieftalk.chiefarchitect.com/\)](https://chieftalk.chiefarchitect.com/)

 [\(/blog/\)](/blog/)



[\(<https://www.facebook.com/ChiefArchitect>\)](https://www.facebook.com/ChiefArchitect)



[\(<https://www.youtube.com/user/ChiefArchitectInc>\)](https://www.youtube.com/user/ChiefArchitectInc)



[\(<https://www.instagram.com/chiefarchitect/>\)](https://www.instagram.com/chiefarchitect/)



[\(<https://www.houzz.com/pro/chiefarchitect/>\)](https://www.houzz.com/pro/chiefarchitect/)



[\(<https://www.pinterest.com/chiefarchitect/>\)](https://www.pinterest.com/chiefarchitect/)

[208-292-3400 \(tel:+1-208-292-3400\)](tel:+1-208-292-3400)

© 2000–2024 Chief Architect, Inc.

[Terms of Use \(/company/terms.html\)](/company/terms.html)

[Privacy Policy \(/company/privacy.html\)](/company/privacy.html)