

Message: Do you want to use this file as your default template?

Reference Number: **KB-01123**

Last Modified: **June 21, 2024**

The information in this article applies to:




QUESTION

When I click on the New Plan From Template or New Layout From Template tool in X11 or a prior version, a message asks:

- "#272032259 - Do you want to use this file as your default template?"

What does this mean?



ANSWER

Whenever you open a new, blank plan or layout file, all of the default settings and other information present in the plan are inherited from a template file. You can specify the files to use as your plan and layout template on the **NEW PLANS** panel of the **Preferences**  dialog. To learn more about templates, see the [Related Articles](#)

section below.


When you select **File> Templates> New Plan From Template**  or **New Layout From Template** , you are able to create a new, blank file based on a template other than the one specified in the **Preferences**  dialog.

The program presents this message to offer you an easy way to make the selected file your file template the next time a new plan or new layout is opened.


- Click **Yes** to make the file that you selected your template file for future new plans or layouts. This file will be listed on the **NEW PLANS** panel of the **Preferences**  dialog and can be changed whenever you wish.
- Click **No** to use the selected file as the template for the new plan or layout you are creating, but not for future files. You can specify new templates whenever you like on the **NEW PLANS** panel of the **Preferences**  dialog.
- If you prefer to not see this message again, check **Remember my choice**.

Related Articles

 [Creating and Using a Plan Template \(/support/article/KB-00463/creating-and-using-a-plan-template.html\)](/support/article/KB-00463/creating-and-using-a-plan-template.html)

 [Creating and Using Layout Templates \(/support/article/KB-00737/creating-and-using-layout-templates.html\)](/support/article/KB-00737/creating-and-using-layout-templates.html)

 [Resetting Template Files \(/support/article/KB-01866/resetting-template-files.html\)](/support/article/KB-01866/resetting-template-files.html)

 [Restoring the Default Plan and Layout Template \(/support/article/KB-00333/restoring-the-default-plan-and-layout-template.html\)](/support/article/KB-00333/restoring-the-default-plan-and-layout-template.html)



[\(https://chieftalk.chiefarchitect.com/\)](https://chieftalk.chiefarchitect.com/)

 [\(/blog/\)](/blog/)



[\(https://www.facebook.com/ChiefArchitect\)](https://www.facebook.com/ChiefArchitect)



[\(https://www.youtube.com/user/ChiefArchitectInc\)](https://www.youtube.com/user/ChiefArchitectInc)



[\(https://www.instagram.com/chiefarchitect/\)](https://www.instagram.com/chiefarchitect/)



[\(https://www.houzz.com/pro/chiefarchitect/\)](https://www.houzz.com/pro/chiefarchitect/)



[\(https://www.pinterest.com/chiefarchitect/\)](https://www.pinterest.com/chiefarchitect/)

[208-292-3400 \(tel:+1-208-292-3400\)](tel:+1-208-292-3400)

© 2000–2024 Chief Architect, Inc.

[Terms of Use \(/company/terms.html\)](/company/terms.html)

[Privacy Policy \(/company/privacy.html\)](/company/privacy.html)