

## Using the Round Pier and Square Pad Tools

---

Reference Number: **KB-01182**

Last Modified: **July 8, 2021**

---

The information in this article applies to:





### QUESTION




Whenever I try to use the Round Pier or Square Pad tools, this message displays:

"Round Piers and Square Pads can only be placed directly under a wall, and are meant to be placed under Foundation Walls acting as grade beams."

What am I doing wrong?

### ANSWER

The **Round Pier**  and **Square Pad**  tools are designed specifically to place piers or pads under foundation walls and as a result, they cannot be used anywhere except under a wall.

If you need to place a pier or post in a location that is not under a wall, use the **Slab**  tool, **Primitives**  (Available in Chief Architect Premier only), or one of the various Shapes located in the **Library Browser** , then customize the object's properties to your liking.



[\(https://chieftalk.chiefarchitect.com/\)](https://chieftalk.chiefarchitect.com/)

 [\(/blog/\)](https://chieftalk.chiefarchitect.com/blog/)



<https://www.facebook.com/ChiefArchitect>



<https://www.youtube.com/user/ChiefArchitectInc>



<https://www.instagram.com/chiefarchitectsoftware/>



<https://www.houzz.com/pro/chiefarchitect/>



<https://www.pinterest.com/chiefarchitect/>

[208-292-3400 \(tel:+1-208-292-3400\)](tel:+1-208-292-3400)

© 2000–2021 Chief Architect, Inc.

[Terms of Use \(/company/terms.html\)](https://www.chiefarchitect.com/company/terms.html)

[Privacy Policy \(/company/privacy.html\)](https://www.chiefarchitect.com/company/privacy.html)