

Message: Cabinet not large enough to hold fixture/appliance

Reference Number: **KB-01340**

Last Modified: **July 16, 2021**

The information in this article applies to:



QUESTION

When I try to place a built-in fixture or appliance into a cabinet, a message states:

"The cabinet is not large enough to hold fixture/appliance. Resize the cabinet and then place your fixture.

What am I doing wrong?

ANSWER

Some appliances in the library are intended to be placed into a base cabinet or full height cabinet.

For example, dishwashers and trash compactors are designed to be inserted into base cabinets, while some refrigerators and wall ovens can be inserted into full height cabinets


If you try to place a built-in appliance into a cabinet, and this dialog displays, then the selected appliance is larger than the cabinet you are trying to place it into, so increase the


size of the cabinet and then attempt to place the appliance again.

To save time, increase the width of the cabinet more than you think the appliance will require. Then, place the appliance into the cabinet. Finally, resize the cabinet down to the smallest size that the program will allow and adjust its position as needed

While most built-in appliances fit into cabinets with a standard depth of 24" (600 mm), bear in mind that it is possible for an appliance to require increasing the depth as well as the width.


Related Articles

 [Message: The cabinet already has a fixture or appliance inserted into it \(/support/article/KB-00969/message-the-cabinet-already-has-a-fixture-or-appliance-inserted-into-it.html\)](/support/article/KB-00969/message-the-cabinet-already-has-a-fixture-or-appliance-inserted-into-it.html)

 [Message: The symbol you are trying to place was designed to be placed into the front of a cabinet \(https://www.homedesignersoftware.com/support/article/KB-00288/message-the-symbol-you-are-trying-to-place-was-designed-to-be-placed-into-the-front-of-a-cabinet.html\)](https://www.homedesignersoftware.com/support/article/KB-00288/message-the-symbol-you-are-trying-to-place-was-designed-to-be-placed-into-the-front-of-a-cabinet.html)



[\(https://chieftalk.chiefarchitect.com/\)](https://chieftalk.chiefarchitect.com/)

 [\(/blog/\)](/blog/)



[\(https://www.facebook.com/ChiefArchitect\)](https://www.facebook.com/ChiefArchitect)



[\(https://www.youtube.com/user/ChiefArchitectInc\)](https://www.youtube.com/user/ChiefArchitectInc)



[\(https://www.instagram.com/chiefarchitectsoftware/\)](https://www.instagram.com/chiefarchitectsoftware/)



[\(https://www.houzz.com/pro/chiefarchitect/\)](https://www.houzz.com/pro/chiefarchitect/)



[\(https://www.pinterest.com/chiefarchitect/\)](https://www.pinterest.com/chiefarchitect/)

