

Message: This site requires JavaScript to be fully operational.

Reference Number: **KB-02851**

Last Modified: **October 23, 2018**

The information in this article applies to:



QUESTION

When I visit some web pages, I see a message similar to this one on my screen:

"This site requires JavaScript to be fully operational."

What does this mean?

ANSWER

Many web pages use JavaScript to accomplish certain tasks and provide additional functionality in your browser. If you are seeing this message then something has prevented that JavaScript from running and may cause problems when you visit some

pages.

Third party add-ons or extensions

Many third party extensions can be added to your browser to enhance their capabilities, or protect you from specific types of possible threats. Among these are extensions that keep JavaScript from executing on web pages.

If you have any such extensions or add-ons installed to your browser then you might try disabling them temporarily.

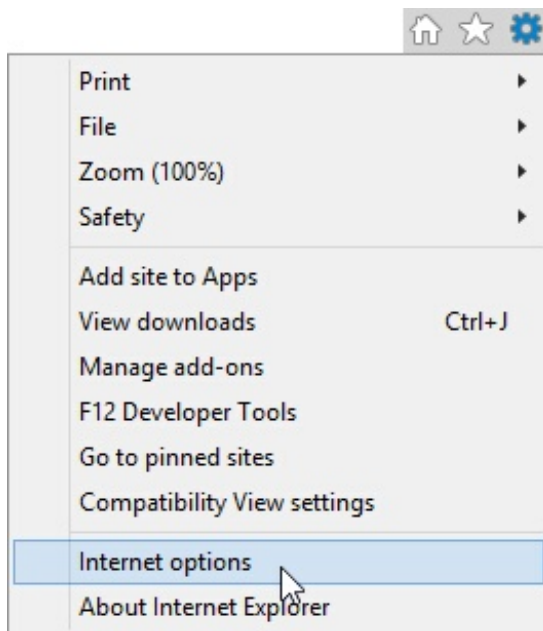
To enable JavaScript in Mozilla Firefox

If you are using the Mozilla Firefox version 23 or newer, the option to disable JavaScript in the preferences menu has been removed. If you are using Firefox 23 or newer you may want to check for a third party add-on/extension or try loading the page in another browser to see if the same problem persists.

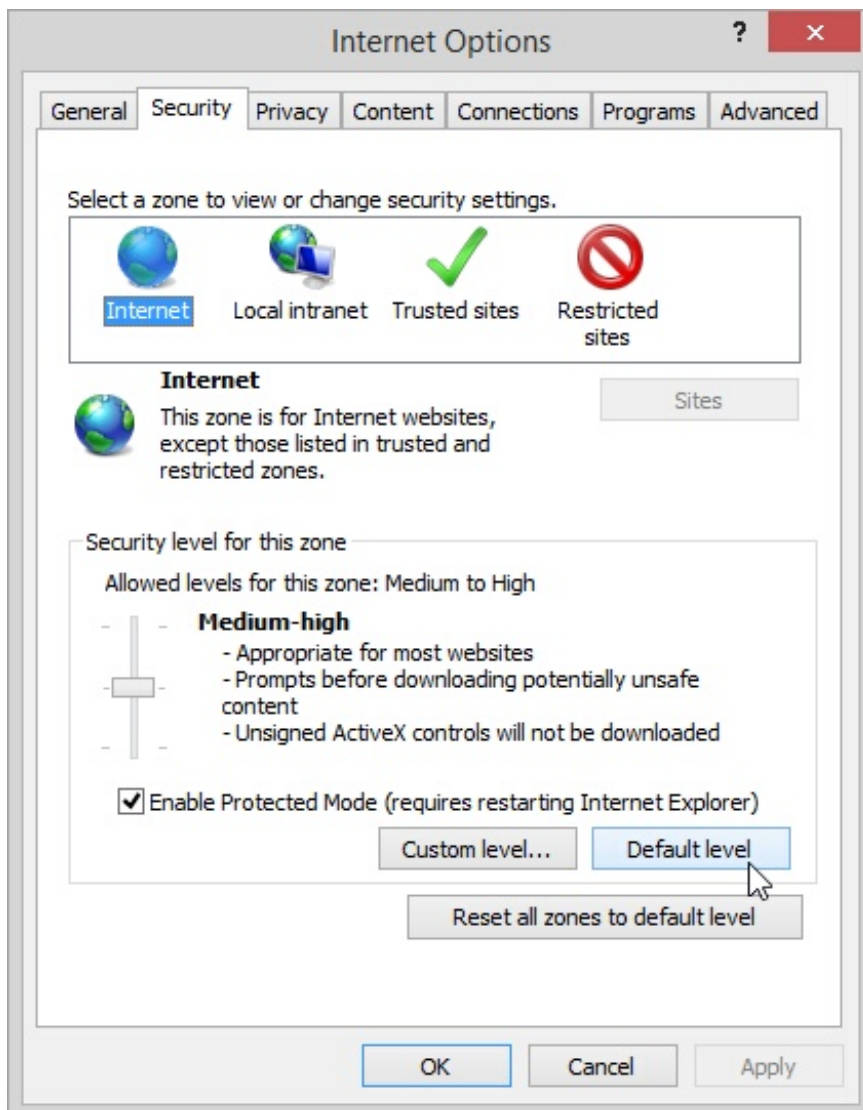
To enable JavaScript in Internet Explorer

If you are using the new metro version of Internet Explorer on Windows 8 or 8.1 then you can access the Tools menu by opening the address bar and choosing View in the desktop under the settings option:

1. Open the **Tools** menu in the upper-right corner of the browser window and choose **Internet Options**.



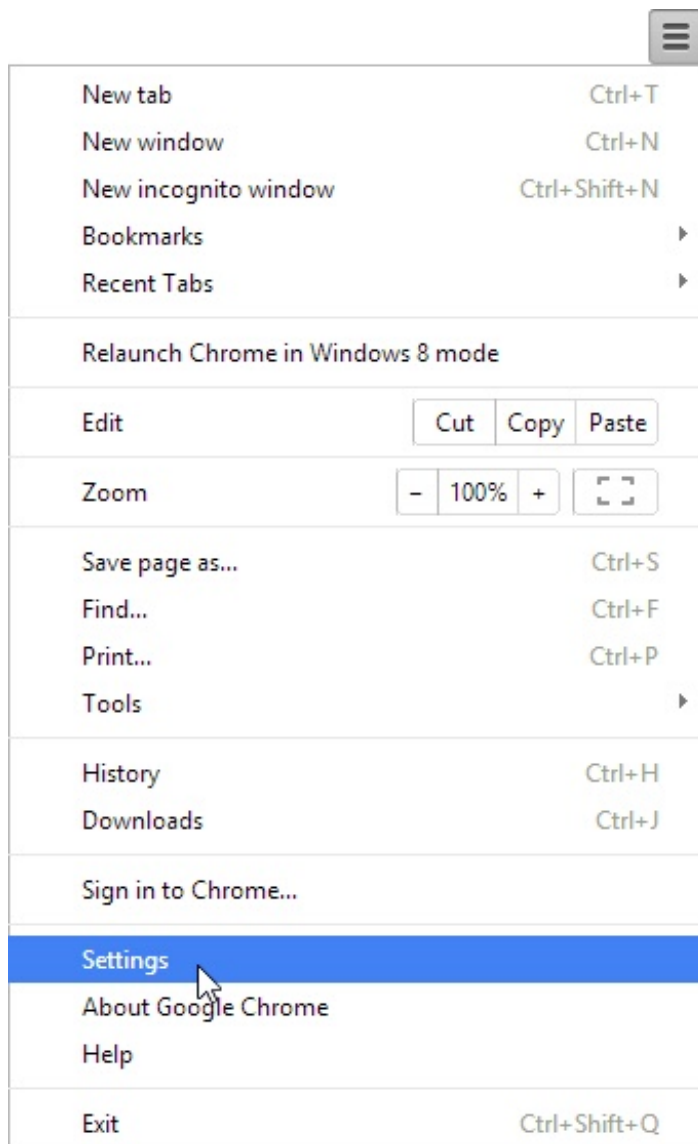
2. Under the **Security** tab select **Internet** and click **Default Level**.



3. Click **OK** and refresh the page.

To enable JavaScript in Google Chrome

1. Open the **Chrome menu**  and choose **Settings**.



2. Near the bottom of the Settings page click **Show advanced settings**

Default browser

Google Chrome is not currently your default browser.

[Show advanced settings...](#)



3. Under **Privacy**, click **Content settings**

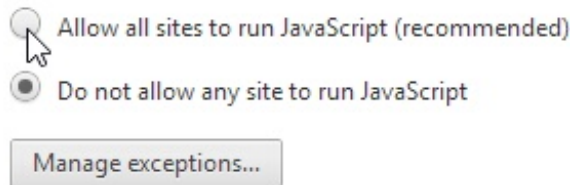
Privacy



Google Chrome may use web services to improve your browsing experience. You may optionally disable these services. [Learn more](#)

4. Under **JavaScript**, select **Allow all sites to run JavaScript(recommended)**

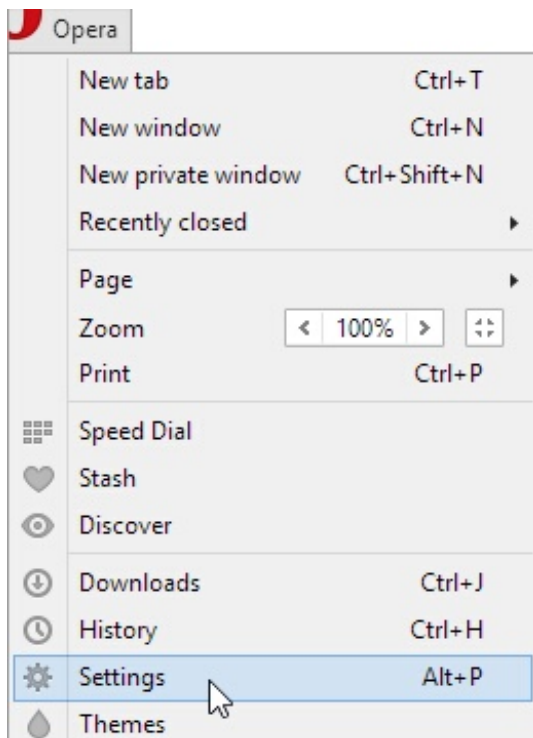
JavaScript



To enable JavaScript in Opera

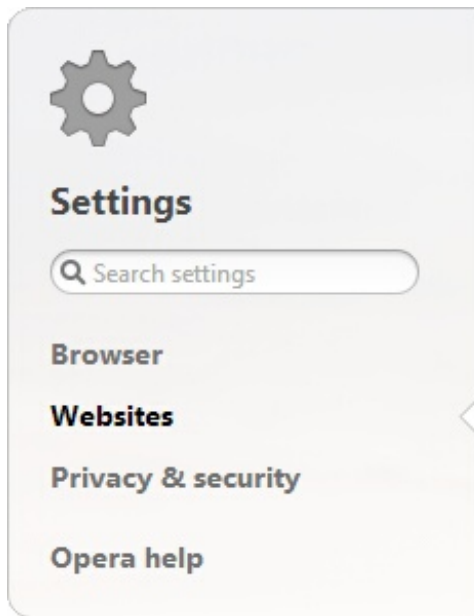
1. Open the **Opera** menu and choose **Settings**.

For Mac choose Preferences



2. Under **Websites** and **JavaScript** select **Allow all sites to run**

JavaScript(recommended).



JavaScript

- Allow all sites to run JavaScript (recommended)
- Do not allow any site to run JavaScript

Manage exceptions...

[Learn more](#)

Plug-ins

- Run automatically (recommended)
- Click to play
- Block all

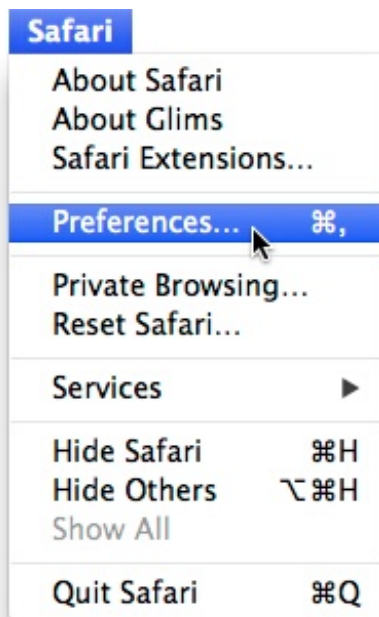
Manage exceptions...

[Learn more](#)

[Disable individual plug-ins...](#)

To enable JavaScript in Safari

1. Open the **Safari** menu and click **Preferences**



2. Under **Security**, check **Enable JavaScript**.



MORE INFORMATION

For more information on troubleshooting issues with JavaScript or other settings/preferences in your browser, visit your browser's help pages on the web.

- [Firefox \(http://www.mozilla.org/firefox/\)](http://www.mozilla.org/firefox/)
- [Google Chrome \(https://www.google.com/chrome/\)](https://www.google.com/chrome/)
- [Internet Explorer \(http://windows.microsoft.com/en-us/internet-explorer/internet-explorer-help?ocid=help_id_ie_generic_help_menu\)](http://windows.microsoft.com/en-us/internet-explorer/internet-explorer-help?ocid=help_id_ie_generic_help_menu)
- [Opera \(http://www.opera.com/help/\)](http://www.opera.com/help/)
- [Safari \(https://www.apple.com/safari/\)](https://www.apple.com/safari/)